
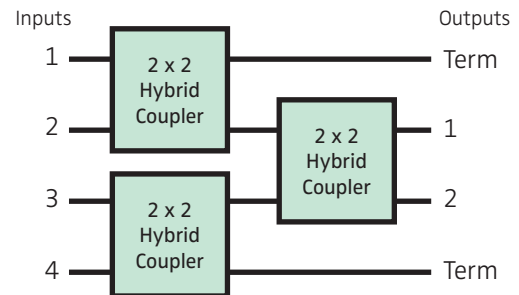


- ◆ Connects 4 inputs to 2 outputs with minimal interaction
- ◆ Just 6 dB loss per channel
- ◆ >23 dB Isolation, Low VSWR
- ◆ Broad and High Wireless Bands
- ◆ 80W/input avg Power Rating
- ◆ Convenient connector spacing
- ◆ RoHS Compliant

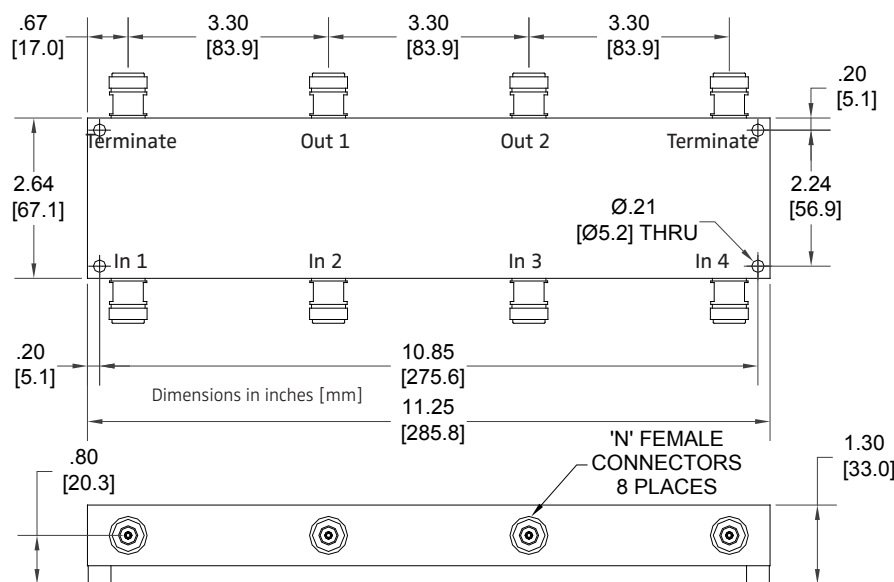


This broadband 4:2 Hybrid Combiner is a network of three couplers in a convenient package with high isolation in the wireless bands and low passive intermodulation (PIM). Four inputs feed two 3 dB hybrids whose outputs are fed to a third 3 dB hybrid coupler.

This network provides simple combining of 4 independent signals in the same wireless band to a common feeder cable, as might be required in a radio base station or in a neutral host in-building distributed antenna system. The unused hybrid ports must be terminated at the appropriate power rating.



Model Number/Conn N Type	4.3-10	Frequency Range, MHz	Coupling/Loss (Any Path)	Input Isolation	Input VSWR	Power per Input	Peak Power	Weight lbs (kg) nom
CM-82N	CM-82E	698 - 2,700	6.2 ± 1.0 dB	>23 dB	<1.2:1	80W avg.	3 kW	3.2 (1.5)



Impedance: 50Ω nominal
 Temperature: -35° -+65°C
 Environment: IP64, (IP67 to order)
 PIM*: -161 dBc (2x +43 dBm)
 Finish:
 Housing: RoHS coated Al
 Connectors: Triplate
 *measured with low PIM loads
 <-161 dBc available as option

Important Notes

1. May be used as 2: 4 Matrix.
2. Unused ports must be properly terminated with appropriate power loads.

Note: Specifications are subject to change without prior notification.

21OCT2015